

# Digital Cookie®

## Registering for Digital Cookie Caregivers/Girl Scouts Under 13

**Step 1:** Watch for your registration email\* from “Girl Scout Cookies” (email@email.girlscouts.org) with the subject “It’s time to register your Girl Scout for Digital Cookie!”. Your council will let you know the approximate date you can expect to see that email. Search your “Promotions/Clutter/Spam” folder too.

\*If you did not receive a registration email, see the [No Registration Email Tip Sheet](#).

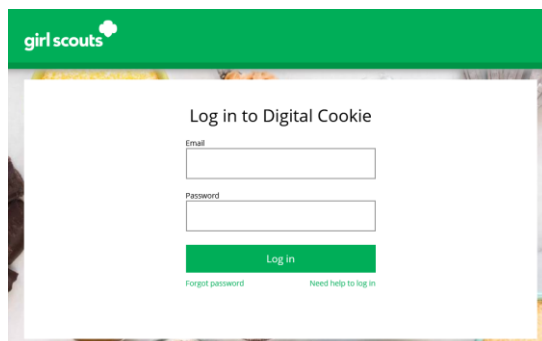


Be sure to add email@email.girlscouts.org to your address book so you get your email!

**Step 2:** In the email is a pink button to take you to the Digital Cookie registration site. Simply click that button!

*(For best results, use the most recent version of your web browser)*

**Step 3:** Once you click the link you’ll be on the Digital Cookie platform. You’ll need to create a password.



# Digital Cookie®

**Step 4:** Use your new password to log in. Remember to use the same email address where you received your registration email—that’s the one your Girl Scout Council has on file for you.

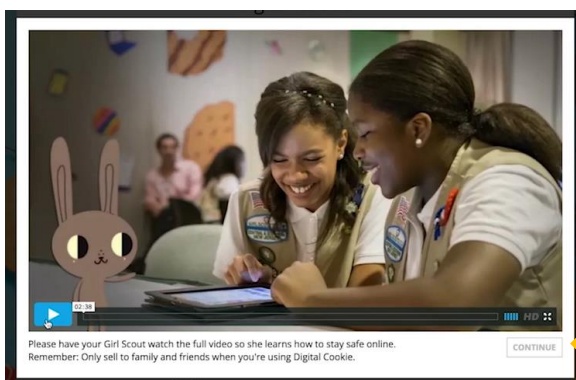
## Create Your Digital Cookie Password

When you create your password, a confirmation email will be sent.

Passwords must be 8-16 characters. Include 1 number, capital letter and lowercase letter, with optional special characters !, #, \$.

Submit

**Step 5:** When you first log in, you will have the “*Safe Selling for Smart Cookies*” safety video pop-up to watch and review with your Girl Scout(s). You can’t proceed any further until the full video has been viewed.



Continue button will turn green after video

**Step 6:** Read and accept the Terms and Conditions agreement. Note, if you are a volunteer, you will first see an additional Terms and Conditions for Volunteers.

You must accept the Terms & Conditions to Participate in Digital Cookie. REQUIRED

**Digital Cookie**  
 Terms and Conditions for Parents/Guardians of Girl Scouts  
 Effective July 30, 2014  
 Updated August 10, 2022

Welcome to the Digital Cookie® program! Parents/Guardians must agree and adhere to the below terms and conditions ("Parents/Guardians Terms & Conditions") in order for their Girl Scout to participate in the Digital Cookie program.

The Digital Cookie program is an opportunity for your Girl Scout to create her own Digital Cookie site where her customers can purchase cookies online. Girl Scouts will also be able to download the Digital Cookie mobile application which will enable Girl Scouts to access the Digital Cookie platform to process cookie orders via a smartphone or tablet (the "Digital Cookie Mobile App"). Girl Scouts will also learn and practice the five business skills (goal setting, money management, people skills, decision making, and business ethics) in a modern digital setting.

In addition, because your Girl Scout will be involved with managing and entering information associated with the program online, please carefully review the Privacy Policy before agreeing to these Parents/Guardians Terms & Conditions.

Your agreement to these Parents/Guardians Terms & Conditions constitutes your consent to the [Privacy Policy](#) and consent that your Girl Scout may participate in the Digital Cookie program.

**I will keep my Girl Scout safe during her participation in the Digital Cookie program:**

- I will review the [Girl Scouts Digital Cookie Pledge](#), [Computer Online Safety Activity Checkpoints](#), and [Girl Scout Privacy Policy](#) and acknowledge that I will hold my daughter responsible for the use of her Girl Scout's participation in the Digital Cookie program if she does not comply with the [Girl Scouts Digital Cookie Pledge](#) or any of the materials referenced therein, including the [Internet Safety Pledge](#). My Girl Scout's participation in the Digital Cookie program may be terminated.

I, Christina Williamson, accept the Terms and Conditions.

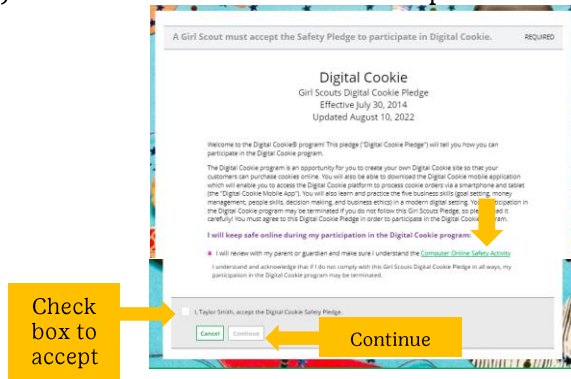
Cancel
Continue

Check box to accept

Continue

# Digital Cookie®

**Step 7:** Next, the “Girl Scout Safety Pledge” will appear. Be sure to read it to/with your Girl Scout(s). Then check the box for “accept” and click “continue.”



You will then be taken to a screen to activate your Girl Scout(s) for the Digital Cookie program and update their preferred name if desired.



If the Girl Scout you are activating is 13 or older, you have the option to enter her email address and she will complete her own registration process. (See [“Site Registration-Girl Scout 13 and Older”](#) Tip Sheet for instructions.) Girl Scouts under 13 will login in partnership with their caregiver and do not need a separate email address.

**Preferred First Name:\***  
(or use a nickname)

**Girl Email Address:**  
(optional)

After activating all of your Girl Scouts (if you have multiple), you will click the “Access Site” button to be taken to the first Girl Scout’s home page.

**Step 8:** Once you have registered, watch your inbox for a registration confirmation email and save this email where you can find it during cookie season!

## Next Steps: [Site Setup](#)