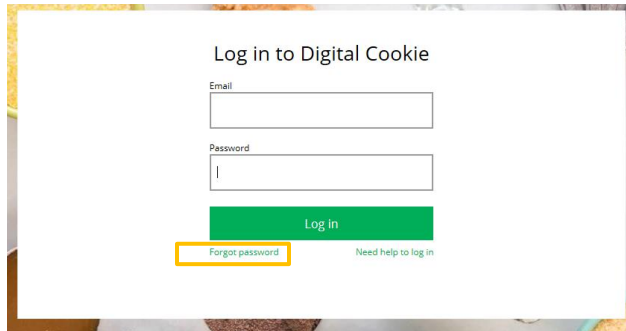


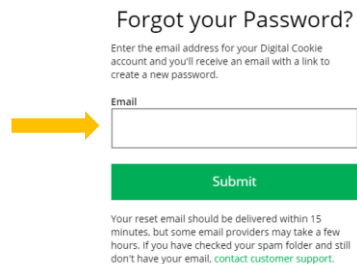
# Digital Cookie<sup>®</sup>

## Forgot Password/Reset Password

**Step 1:** Go to [digitalcookie.girlscouts.org](https://digitalcookie.girlscouts.org) and click the “Forgot password” link.

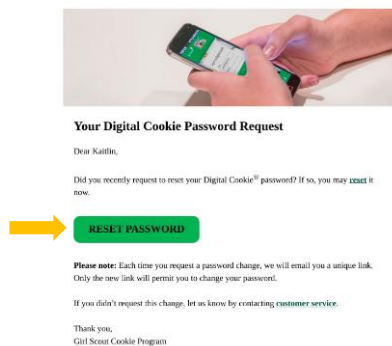


**Step 2:** Enter the email address associated with your Girl Scout’s Digital Cookie™ registration.



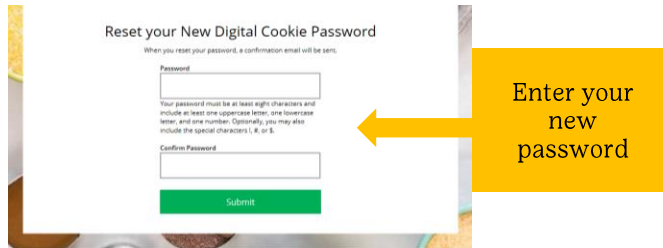
**Step 3:** You will be sent an email with the subject: “Your Digital Cookie password change” from “Girl Scout Cookies” ([email@email.girlscouts.org](mailto:email@email.girlscouts.org)) in about 15 minutes. Check your junk/spam/promotions if you don’t receive it and be sure to add [email@email.girlscouts.org](mailto:email@email.girlscouts.org) to your “safe sender” list. Click on the most recent email you received if you have requested multiples.

Open the email and click on the “Reset Password” link.

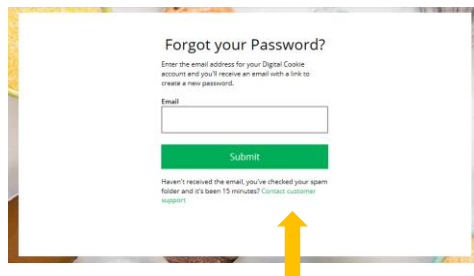


# Digital Cookie<sup>®</sup>

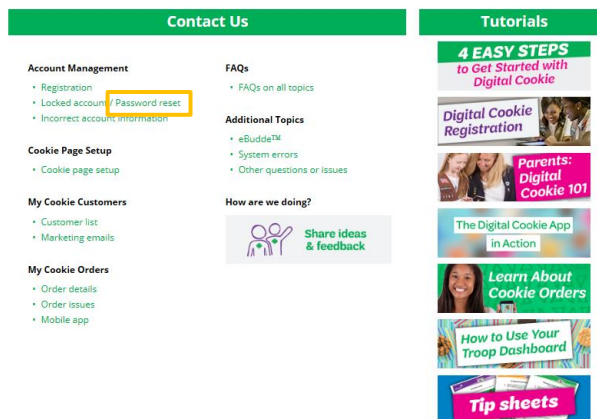
**Step 4:** You will be taken to a page to reset your password.



**Step 5:** If you do not receive an email to reset your password in 15 minutes, return to the login page in step 1 again, click “forgot password” and this time select “Contact Customer Support” to be taken to a customer service form.



**Step 6:** Select “Password Reset” to be complete information so we can assist you.



**NEXT STEPS:** [Site Registration](#)  
[Site Setup](#)