

## Cadette/Senior/Ambassador Leadership Awards Guide



PA

VIT



CIT


CIT II

*Service hours for awards need to be separate from those you use toward other awards.*

*Each award represents a new project and can only be earned once.*

*To record your achievement on your Girl Scout record, submit to USAGSO*

[CSA Leadership Award FORM](#)



## Cadette Leadership Awards

Girl Scouts in 6<sup>th</sup>-8<sup>th</sup> grade



**Leader in Action (LiA):** Girl Scouts can earn a Leader in Action (LiA) award by assisting a Brownie group/troup on any of their National Leadership Journeys. There are 6 different LiA awards, one for each of the Journey series. To earn an LiA, girls will share their organizational skills, use one of their special talents, teach Brownies something important from their Journey, and reflect upon their own experience. For more information about each LiA, network with adult volunteers guiding Brownie groups in your Girl Scout community. Complete requirements can be found in their Brownie Leadership Journey adult guides. *Please know, the LiA cannot currently be recorded on a Girl Scout's record.*

PA

**Program Aide:** Learn and practice how to lead younger girls. *To earn a Cadette Program Aide award, follow these steps:*

1. **Earn one LiA Award**
2. **Complete a council-designed leadership course training.** This leadership workshop will cover topics such as the responsibilities of being a leader, Girl Scout basics, and growth and development. The USA Girl Scouts Overseas leadership course can be led by any adult volunteer. The [Girl Scout](#) and [adult facilitator](#) course guides are available online, or you can contact USASO about in-person training opportunities.
3. **Work directly with younger girls over six activity sessions.** This might be assisting girls with activities at a meeting, day camp, or special community event.

Girl Scouts can use the Program Aide Award tracker to record their progress and submit to their Troop Leader to approve and award the pin.

**Cadette Community Service Bar:** Make a difference in your community by volunteering at least 20 hours of community service to a single organization. Leaders should approve the organization and type of service being provided. Girl Scouts can use the Community Service Award tracker to log hours and submit to their Troop Leader to approve and award the pin.



**Cadette Service to Girl Scouting Bar:** Make a difference to the Girl Scouts by volunteering at least 20 hours of community service to Girl Scouting at the Troop, Overseas Committee, or Council level. Girl Scouts can use the Service to Girl Scouting Award tracker to log their hours and submit to their Troop leader to approve and award the pin.



**Silver Torch Award:** This award recognizes Cadettes who act as leaders in their communities. *To earn the Silver Torch award, follow these steps:*

1. **Complete one Cadette Leadership Journey.**
2. **Serve for one full term in a leadership role** at your school, place of worship, library, town council, community center, after-school club, or a similar organization.

Girl Scouts can use the Torch Award Tracker to record their progress and submit to their Troop Leader to approve and award the pin.

*Service hours for awards need to be separate from those you use toward other awards.  
Each award represents a new project, and can only be earned once.*

## Senior Leadership Awards

Girl Scouts in 9<sup>th</sup> or 10<sup>th</sup> grade

### VIT

**Volunteer-in-Training:** This award is for girls who have completed ninth grade and would like to mentor a Girl Scout Daisy, Brownie, Junior, or Cadette group outside of the camp experience. *To earn a Volunteer-in-Training Award, follow these steps:*

1. **Find a mentor volunteer** who is currently the adult volunteer for a group of girls at the level you'd like to work with.
2. **Complete a council-designed leadership course training.** This leadership workshop will cover topics such as the responsibilities of being a leader, Girl Scout basics, and growth and development. The USA Girl Scouts Overseas leadership course can be led by any adult volunteer. The **Girl Scout** and **adult facilitator** course guides are available online, or you can contact USASO about in-person training opportunities.
3. **Create and implement a program** based on a Journey or badge that lasts over four or more sessions. Be responsible for designing, planning, and evaluating the activities.

Girl Scouts can use the VIT Award tracker to record their progress and submit to their Troop Leader to approve and award the pin.

### CIT

**Counselor-in-Training (CIT) I:** Mentor younger girls in a camp setting as you build skills towards becoming a camp counselor. *To earn this award, complete these steps:*

1. **Take a leadership course designed by your council on outdoor experiences.** The USA Girl Scouts Overseas CIT leadership course can be led by any adult volunteer. Please contact USAGSO for course materials.
2. **Work with younger girls over the course of a camp.**

Girl Scouts can use the CIT I Award tracker to record their progress and submit to their Troop Leader to approve and award the pin.



**Senior Community Service Bar:** Make a difference in your community by volunteering at least 20 hours of community service to a single organization. Troop Leaders should approve the organization and type of service being provided. Girl Scouts can use the Community Service Award tracker to log hours and submit to their Troop Leader to approve and award the pin.



**Senior Service to Girl Scouting Bar:** Volunteer at least 20 hours of community service to Girl Scouting at the Troop, Overseas Committee, or Council level. Girl Scouts can use the Service to Girl Scouting Award tracker to log their hours and submit to their Troop Leader to approve and award the pin.



**Silver and Gold Torch Award:** This award recognizes Seniors who act as leaders in their communities. *To earn the Silver & Gold Torch award, follow these steps:*

1. **Complete one Senior Leadership Journey.**
2. **Serve for one full term in a leadership role** at your school, place of worship, library, town council, community center, after-school club, or a similar organization.

Girl Scouts can use the Torch Award tracker to record their progress and submit to their Troop Leader to approve and award the pin.

## Ambassador Leadership Awards

Girl Scouts in 11<sup>th</sup> or 12<sup>th</sup> grade

### VIT

**Volunteer-in-Training:** This award is for girls who have completed ninth grade and would like to mentor a Girl Scout Daisy, Brownie, Junior, or Cadette group outside of the camp experience. *To earn a Volunteer-in-Training Award, follow these steps:*

1. **Find a mentor volunteer** who is currently the adult volunteer for a group of girls at the level you'd like to work with.
2. **Complete a council-designed leadership course training.** This leadership workshop will cover topics such as the responsibilities of being a leader, Girl Scout basics, and growth and development. The USA Girl Scouts Overseas leadership course can be led by any adult volunteer. The [Girl Scout](#) and [adult facilitator](#) course guides are available online, or you can contact USASO about in-person training opportunities.
3. **Create and implement a program** based on a Journey or badge that lasts over four or more sessions. Be responsible for designing, planning, and evaluating the activities.

Girl Scouts can use the VIT Award tracker to record their progress and submit to their Troop Leader to approve and award the pin.

### CIT

**Counselor-in-Training (CIT) I:** Mentor younger girls in a camp setting as you build skills towards becoming a camp counselor. *To earn this award, complete these steps:*

1. **Take a leadership course designed by your council on outdoor experiences.** The USA Girl Scouts Overseas CIT leadership course can be led by any adult volunteer. Please contact USAGSO for course materials.
2. **Work with younger girls over the course of a camp.**


Girl Scouts can use the CIT I Award tracker to record their progress and submit to their Troop Leader to approve and award the pin.

**CIT II**


**Counselor-in-Training (CIT) II:** Mentor younger girls outdoors while focusing on a specific skill. *To earn this award, complete these steps:*

1. **Earn your CIT I Award.**
2. **Work with younger girls over the course of at least one camp session while focused on increasing your skills in one specific area-** such as riding instructions, lifeguarding, or the arts.


Girl Scouts can use the CIT II Award tracker to record their progress and submit to their Troop Leader to approve and award the pin.



**Ambassador Community Service Bar:** Make a difference in your community by volunteering at least 20 hours of community service to a single organization. Girl Scouts can use the Community Service Award tracker to log hours and submit to their Troop Leader to approve and award the pin.



**Ambassador Service to Girl Scouting Bar:** Volunteer at least 20 hours of community service to Girl Scouting at the Troop, Overseas Committee, or Council level. Girl Scouts can use the Service to Girl Scouting Award tracker to log their hours and submit to their Troop Leader to approve and award the pin.



**Gold Torch Award:** This award recognizes Ambassadors who act as leaders in their communities. *To earn the Gold Torch award, follow these steps:*

1. **Complete one Ambassador Leadership Journey.**
2. **Serve for one full term in a leadership role** at your school, place of worship, library, town council, community center, after-school club, or a similar organization.

Girl Scouts can use the Torch Award tracker to record their progress and submit to their Troop Leader to approve and award the pin.

*Service hours for awards need to be separate from those you use toward other awards.  
Each award represents a new project, and can only be earned once.*



# Program Aide Award Tracker Cadettes

Fill out this tracker sheet as you complete the three requirements for earning the Cadette Program Aide Award. Submit the completed sheet to your Troop Leader for final approval and to award the pin.

**1. Earn an LiA Award**

Girl Scouts can earn a Leader in Action (LiA) award by assisting a Brownie group/troop on any of their National Leadership Journeys. For more information about each LiA, network with adult volunteers guiding Brownie groups in your Girl Scout Community. Complete requirements can be found in their Brownie Leadership Journey adult guides.

LiA Award Journey Name:

Date earned:

Troop Leader signature:

**2. Complete a council-designed leadership course.**

Complete a council-designed leadership course training. This leadership workshop will cover topics such as the responsibilities of being a leader, Girl Scout basics, and growth and development. The USA Girl Scouts Overseas leadership course can be led by any adult volunteer, and leadership course guides are available through USAGSO.

Leadership Course completion date:

Adult Facilitator name:

Adult Facilitator signature:

**3. Work directly with younger girls over six activity sessions.**

This might be assisting girls with activities at a meeting, day camp, or community event.

	Describe your activity plans	# Hours	Date	Adult signature
<b>Activity Session 1</b>				
<b>Activity Session 2</b>				
<b>Activity Session 3</b>				
<b>Activity Session 4</b>				
<b>Activity Session 5</b>				
<b>Activity Session 6</b>				

*Program Aide Award Final Approval*

Girl Scout Name:.....Date Awarded: .....

Troop Leader Name: \_\_\_\_\_ Troop Leader Signature: \_\_\_\_\_



# Volunteer-in-Training

VIT

## Award Tracker

Seniors and Ambassadors

Girl Scouts who have completed the ninth grade can earn this award by mentoring a Girl Scout Daisy, Brownie, Junior, or Cadette group outside of the camp experience. Record your progress using this tracker and submit to your Troop Leader to approve and award the pin.

1. **Find a mentor volunteer** who is currently the adult volunteer for a group of girls at the level you'd like to work with.

**Mentor's Name:**

**Mentor's Role:**

**Mentor's Signature:**

2. **Complete a council-designed leadership course.**

Complete a council-designed leadership course training. This leadership workshop will cover topics such as the responsibilities of being a leader, Girl Scout basics, and growth and development. The USA Girl Scouts Overseas leadership course can be led by any adult volunteer, and leadership course guides can be found by contacting USAGSO.

**Leadership Course completion date:**

**Adult Facilitator name:**

**Adult Facilitator Signature:**

3. **Create and implement a program based on a Journey or badge that lasts over four or more sessions.** Be responsible for designing, planning, and evaluating the activities.

	<b>Describe your activity plans</b>	<b>Evaluate</b> What went well? What could you have done differently?	<b># Hours</b>	<b>Date</b>	<b>Adult signature</b>
<b>Session 1</b>					
<b>Session 2</b>					
<b>Session 3</b>					
<b>Session 4</b>					

---

*VIT Award Final Approval*

Girl Scout Name: \_\_\_\_\_ Date Awarded: \_\_\_\_\_

Troop Leader Name: \_\_\_\_\_ Troop Leader Signature: \_\_\_\_\_

Submit tracker to USAGSO for recording  
**CSA Leadership Award Form**

# Community Service Bar Award Tracker

Cadettes, Seniors, and Ambassadors



Make a difference in your community by volunteering at least 20 hours of community service to a single organization. Leaders must approve the organization and type of service being provided prior to volunteering.

Once completed, submit this form to your Troop Leader to approve and award the pin.

## 1. Select an organization & get your Troop Leader approval

**Name and Location of organization:**

**Name of Volunteer Manager:**

*(Or the person who will be overseeing your volunteer hours at the organization)*

**Troop Leader Signature:**

## 2. Complete 20 hours of service.

Date	What did you do?	# Hours	Adult signature

**Total Hours:**

---

### Community Service Bar Final Approval

Girl Scout Name:..... Date Awarded: .....

Troop Leader Name: \_\_\_\_\_ Troop Leader Signature: \_\_\_\_\_

Submit tracker to USAGSO for recording  
**CSA Leadership Award Form**

# Service to Girl Scouting Bar Award Tracker

Cadettes, Seniors, and Ambassadors



Make a difference to the Girl Scouts by volunteering at least 20 hours of community service to Girl Scouting at the Troop, Overseas Community, or Council level. Log your hours using this tracker and submit to your Troop Leader to approve and award the pin.

## 1. Complete 20 hours of service to Girl Scouts.

Date	What did you do?	# Hours	Adult Girl Scout signature

**Total Hours:**

---

### Service to Girl Scouting Bar Final Approval

Girl Scout Name:

Date Awarded:

Troop Leader Name:

Troop Leader Signature:

Submit tracker to USAGSO for recording  
[CSA Leadership Award Form](#)

# Torch Award Tracker

Cadettes, Seniors, and Ambassadors



This award recognizes Cadettes, Seniors, and Ambassadors who act as leaders in their communities. Complete this form and submit to your Troop Leader to approve and award the pin.

**1. Complete one Leadership Journey** for your current Program Level

(Cadette, Senior, or Ambassador)

**Journey Name:**

**Completion Date:**

**Adult Signature:**

**2. Serve for one full term in a community leadership role.** This could be at your school, place of worship, library, town council, community center, after-school club, or similar organization.

**Organization Name:**

**Your Role in the organization:**

**Start Date:**

**End Date:**

**Adult Signature:**

---

## Torch Award Final Approval

Girl Scout Name:

Date Awarded:

Troop Leader Name:

Troop Leader Signature:

Submit tracker to USAGSO for recording  
[CSA Leadership Award Form](#)

# Counselor-in-Training (CIT) I Award Tracker

CIT

Seniors & Ambassadors

Mentor younger girls in a camp setting as you build skills toward becoming a camp counselor. Record your progress and submit to your Troop Leader to approve and award the pin.

1. **Take a leadership course designed by your council on outdoor experiences.**

The USA Girl Scouts Overseas CIT leadership course can be led by any adult volunteer. Contact USAGSO for course guides.

**CIT Leadership Course completion date:**

**Adult Facilitator name:**

**Adult Facilitator Signature:**

2. **Work with younger girls over the course of a camp spending at least 8 hours leading outdoor experiences.**

**Camp Name:**

**Camp Date(s):**

**Total Hours spent working with younger girls:**

**Adult Signature:**

*Must be the signature of an adult who observed you working with younger girls at the camp.*

---

## Counselor-in-Training I Award Final Approval

Girl Scout Name:

Date Awarded:

Troop Leader Name:

Troop Leader Signature:

Submit tracker to USAGSO for recording  
[CSA Leadership Award Form](#)

# Counselor-in-Training(CIT) II

## Award Tracker

CIT II

Ambassadors

Mentor younger girls in a camp setting as you focus on a specific outdoor skill. Record your progress using this tracker and submit to your Troop Leader to approve and award the pin.

### 1. Earn your CIT I Award.

**CIT I Award Date:**

**Name of Adult who approved your award:**

### 2. Work with younger girls over the course of a camp session while focused on increasing your skills in one specific area - such as riding instruction, lifeguarding, or the arts.

**Camp Name:**

**Camp Date(s):**

**Total Hours spent working with younger girls:**

**What Specific Skill did you focus on during the camp?:**

**Adult Signature:**

*Must be the signature of an adult who observed you working with younger girls and developing your specific skill at the camp.*

---

## Counselor-in-Training II Award Final Approval

Girl Scout Name:

Date Awarded:

Troop Leader Name:

Troop Leader Signature:

Submit tracker to USAGSO for recording  
[CSA Leadership Award Form](#)