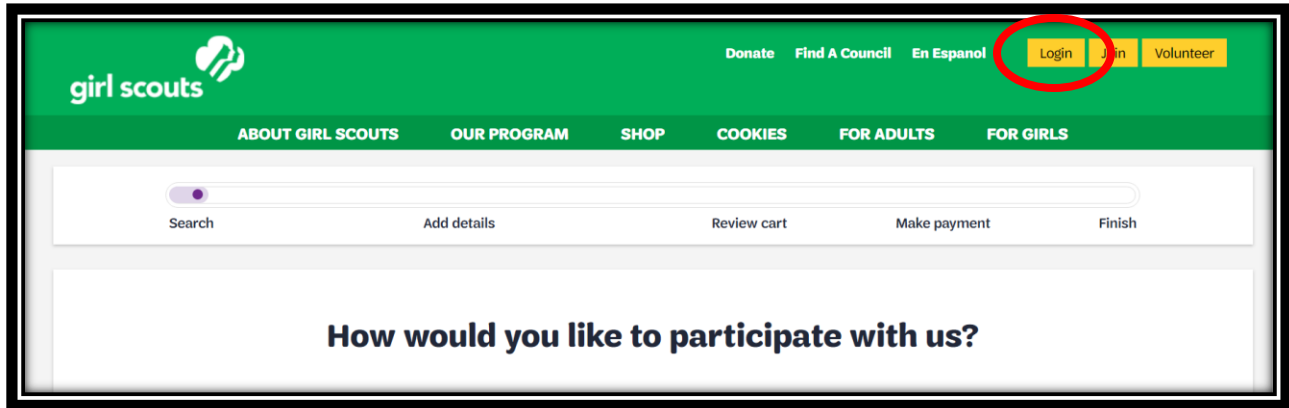


Accessing gsLearn as a Volunteer

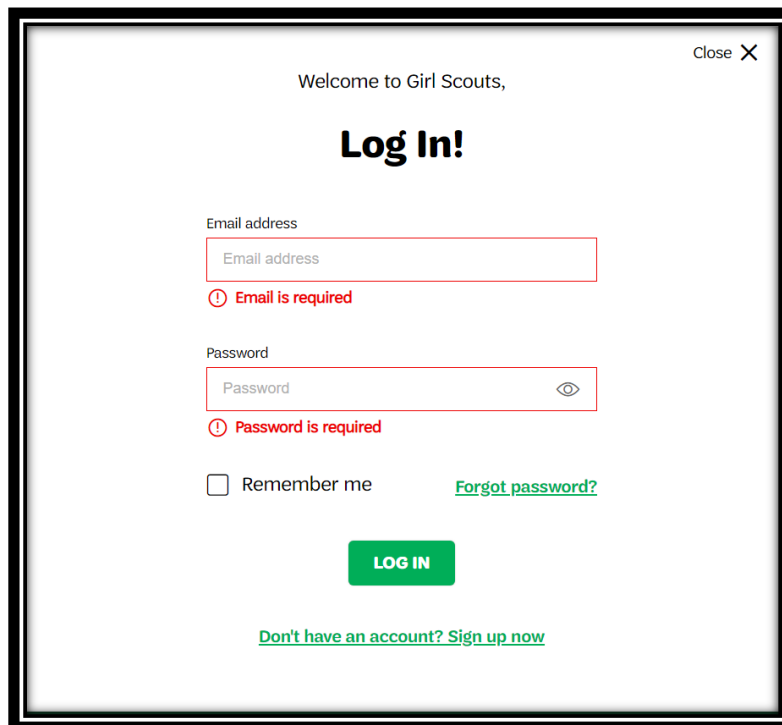
Training and access to resources are the key to success for Girl Scout volunteers! Many of USAGSO's training resources are housed in our online learning platform, gsLearn. Once you have completed the Girl Scout registration process as an adult volunteer or Troop Leader, you will have access to gsLearn.

To get started in gsLearn, please follow the below steps:

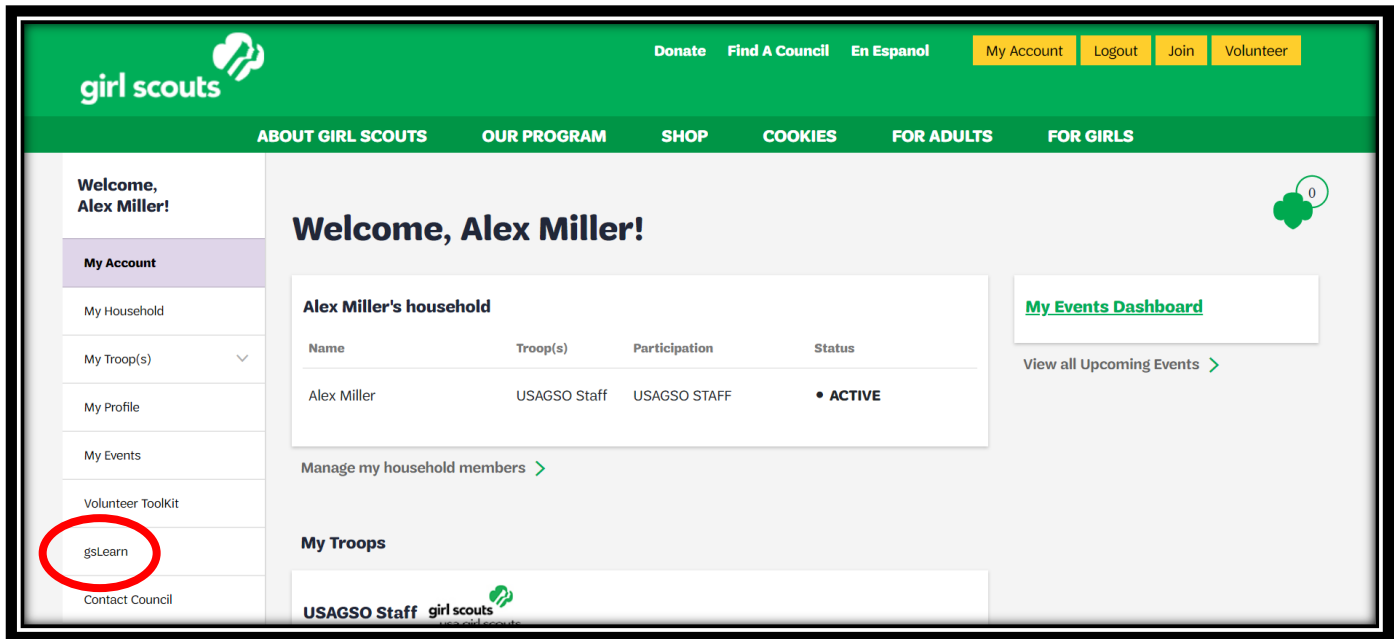
1. Log in to your myGS account by going to mygs.girlscouts.org and selecting the yellow Login button in the upper right corner of the page.



2. Enter your email address and password in the Log In box that appears. If you can't remember your password, you can easily reset it by selecting the Forgot Password link.

A screenshot of the "Log In!" form. The form is titled "Log In!" and has a "Close X" button in the top right corner. Below the title, there is a "Welcome to Girl Scouts," message. The form contains two input fields: "Email address" and "Password". Both fields have red error messages below them: "Email is required" and "Password is required". There is a "Remember me" checkbox and a "Forgot password?" link. At the bottom of the form is a green "LOG IN" button and a "Don't have an account? Sign up now" link.

- The main dashboard in myGS is where you can see your troop information and can access the Volunteer Toolkit and gsLearn. To access gsLearn, click the link in the left navigation panel.



- Once you're in the gsLearn platform, you'll have access to lots of different trainings! Each training is self-paced and does not have to be completed in one sitting. All new Troop Leaders and OCMT Members are required to complete the following trainings:

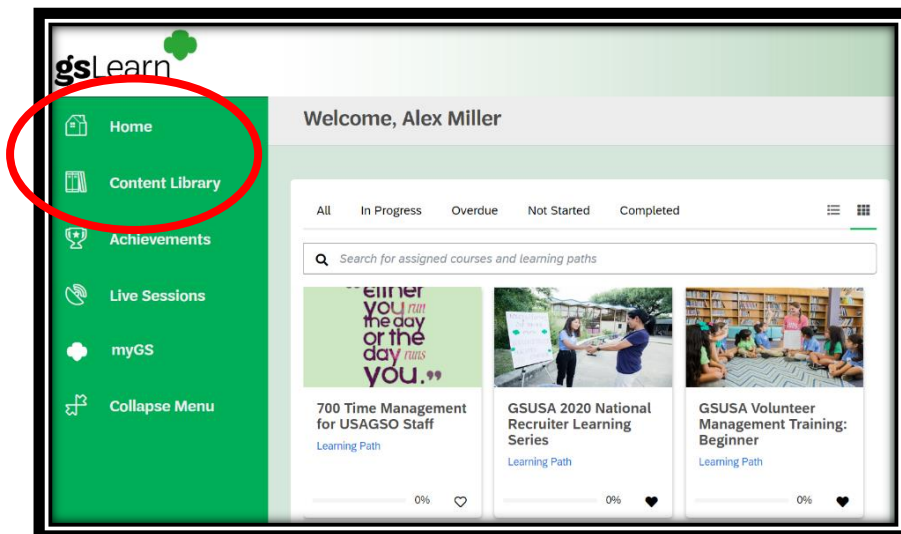
Troop Leaders

- 700 USAGSO 101
- GSUSA Successful Leader Learning Series
- Volunteer Toolkit-Troop Leader View

OCMT Members

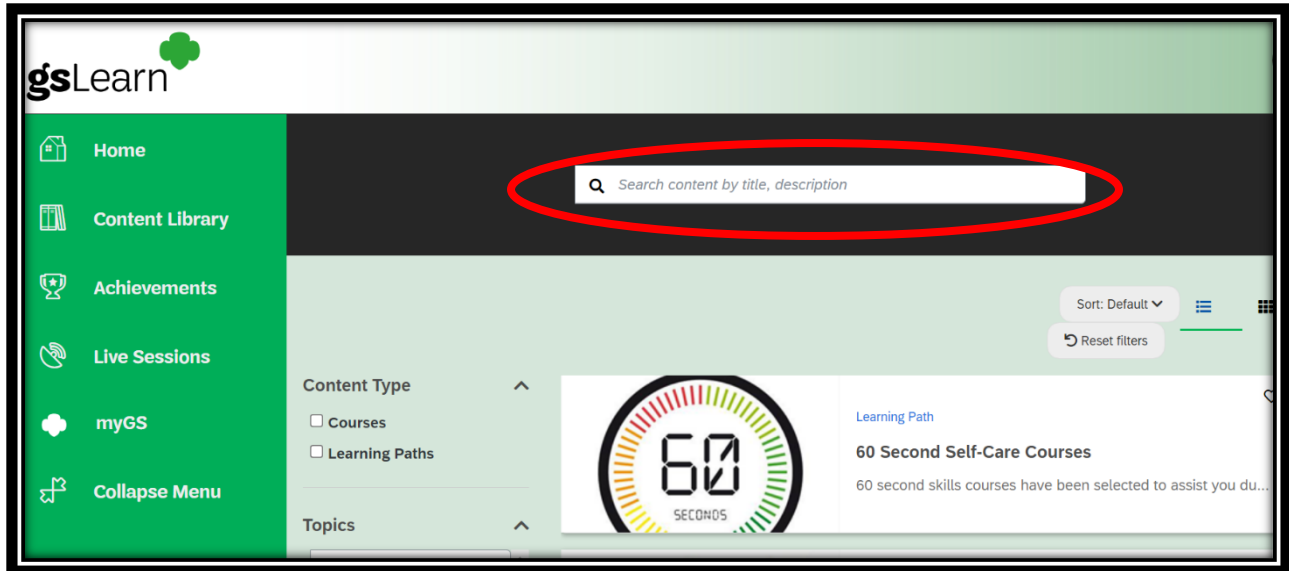
- 700 OCMT 101
- GSUSA Successful OCMT Learning Series
- *Position Training (ex. Treasurer Training)

You can find all of these trainings (and more!) on your home screen or by using the search bar in the Content Library.



5. Once you've completed the required trainings, we recommend checking out all the courses in the Content Library, specifically:
 - a. Overseas Updates and Networking/Office Hours
 - b. New Leader Onboarding: What Girl Scouts Do
 - c. Anything else you find interesting in gsLearn!

These trainings can also be shared with other volunteers depending on their role in your troop. New trainings are added all the time, so we recommend checking gsLearn regularly!



If you have any questions about using the gsLearn system, please contact Overseas Customer Care (overseascustomer@girlscouts.org) or your assigned Membership Manager.