



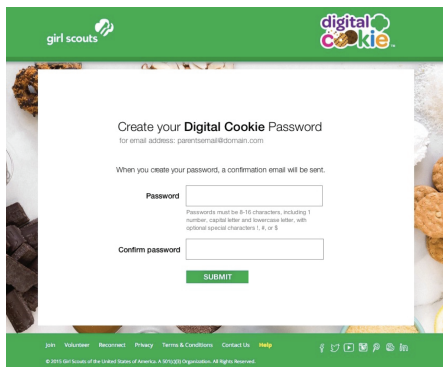
4 Easy Steps to Get Movin' with the Digital Cookie™ Platform!

This cookie season superpower your sale by expanding your efforts from the booth to the web. Why? Because adding online and mobile channels to your sale can help you reach more cookie fans than you ever imagined. That's right! With the Digital Cookie™ platform you can market everyone's favorite cookies-with-a-purpose to customers down the block or across the country from the comfort of your couch. AWESOME.

Here are 4 easy steps to jump into the fun, and slay those cookie sale goals like a true cookie boss!

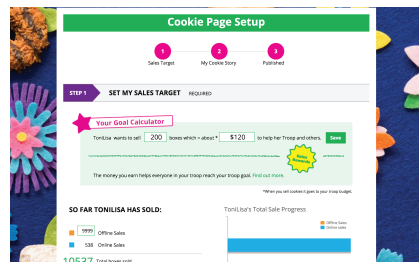
1 Register

To sign up to use the Digital Cookie™ platform, just keep an eye out for a registration email coming to you a few weeks before cookie season starts.



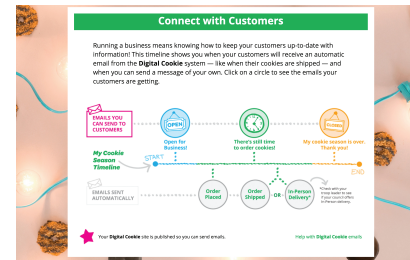
2 Set Up Your Site

In just a few minutes, you can set up your sale goal, share your cookie story, and upload a fun picture or video. Then you're ready to save, review, publish, and...done!



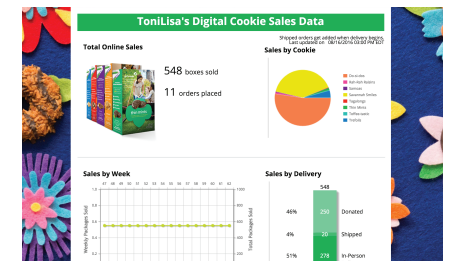
3 Invite Customers

Manage your cookie customer list and easily send ready-to-use emails inviting people to support your sale. You can also promote your personalized cookie site link on Facebook with friends and family.



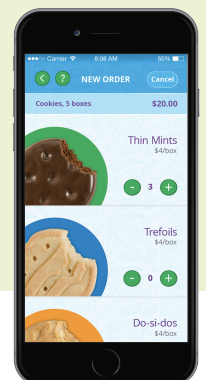
4 Track Your Goal

See how close you are to reaching your goal by tracking the number of boxes sold and orders placed, as well as sales by delivery type and cookie variety. You can even include offline sales to see your total progress—yum!



Sell on the go with the Digital Cookie Mobile App!

Download is FREE.



The Girl Scouts name and mark, and all associated trademarks, including but not limited to Girl Scout Cookies, Girl Scout Cookie Program, Thin Mints, Trefoils, Digital Cookie and the Trefoil design and mark are owned by Girl Scouts of the USA. All rights reserved.