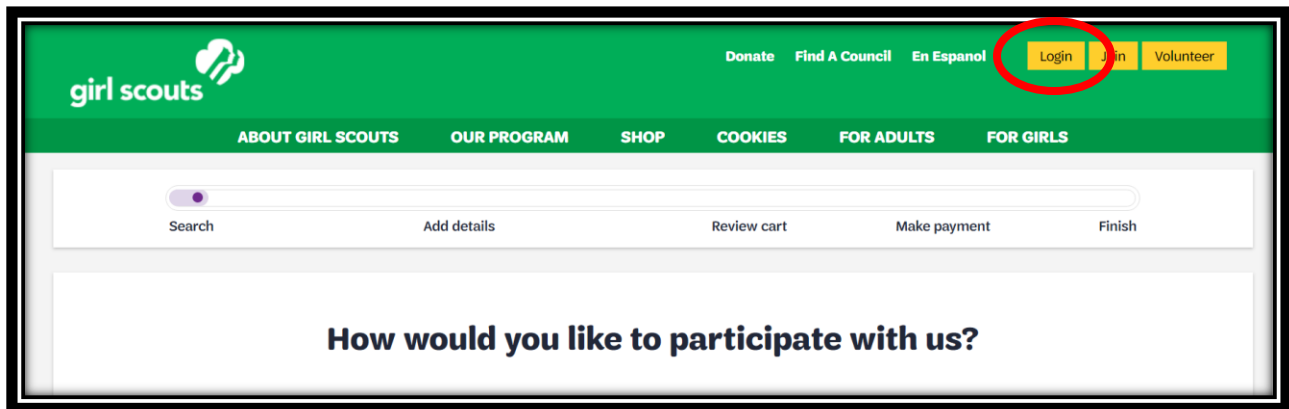


Accessing gsLearn as a Volunteer

Training and access to resources are the key to success for Girl Scout volunteers! Many of USAGSO's training resources are housed in our online learning platform, gsLearn. Once you have completed the Girl Scout registration process as an adult volunteer or Troop Leader, you will have access to gsLearn.

To get started in gsLearn, please follow the below steps:

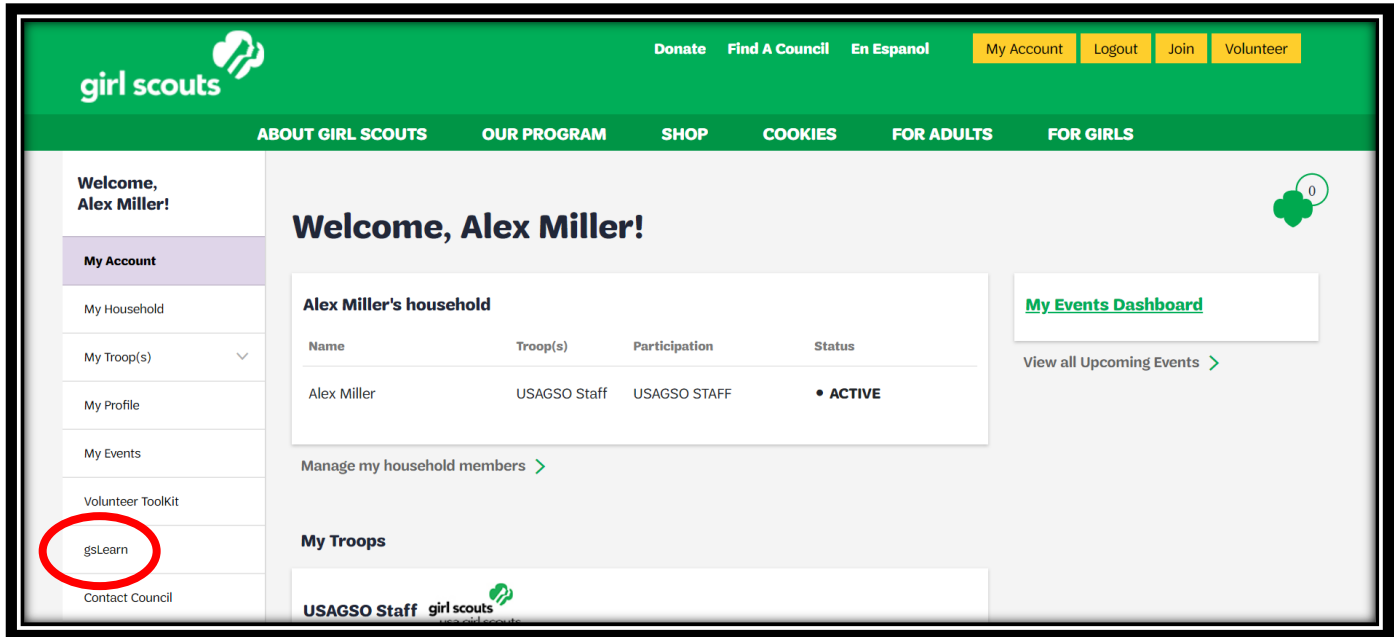
1. Log in to your myGS account by going to mygs.girlscouts.org and selecting the yellow Login button in the upper right corner of the page.



2. Enter your email address and password in the Log In box that appears. If you can't remember your password, you can easily reset it by selecting the Forgot Password link.

A screenshot of the "Log In!" form. The form is titled "Log In!" and has a "Close X" button in the top right corner. Below the title are two input fields: "Email address" and "Password". The "Email address" field has a red border and a red error message below it: "Email is required". The "Password" field has a red border and a red error message below it: "Password is required". To the left of the "Password" field is a checkbox labeled "Remember me". To the right of the "Remember me" checkbox is a green link labeled "Forgot password?". Below the input fields is a green button labeled "LOG IN". At the bottom of the form is a green link labeled "Don't have an account? Sign up now".

- The main dashboard in myGS is where you can see your troop information and can access the Volunteer Toolkit and gsLearn. To access gsLearn, click the link in the left navigation panel.



- Once you're in the gsLearn platform, you'll have access to lots of different trainings! Each training is self-paced and does not have to be completed in one sitting. All new Troop Leaders and OCMT Members are required to complete the following trainings:

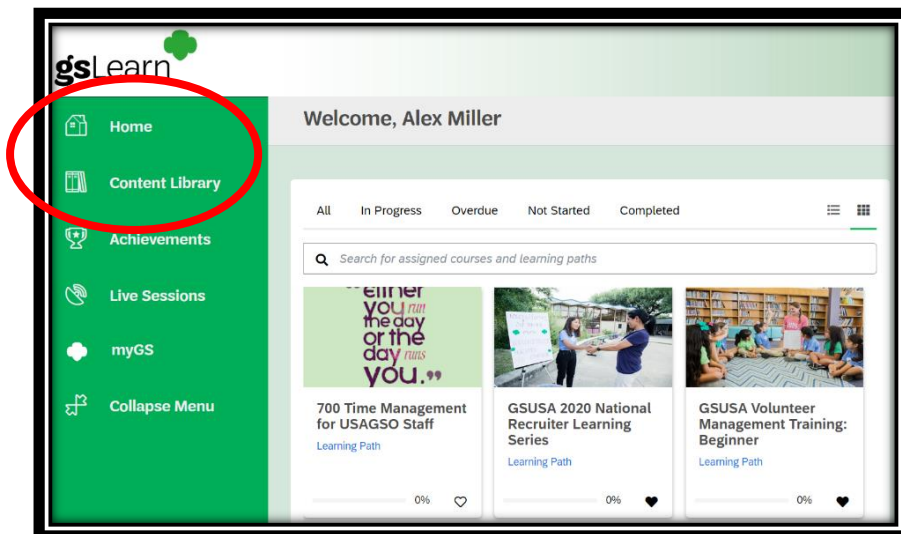
Troop Leaders

- 700 USAGSO 101
- 700 Troop Leader Onboarding
- 700 Overseas Updates

OCMT Members

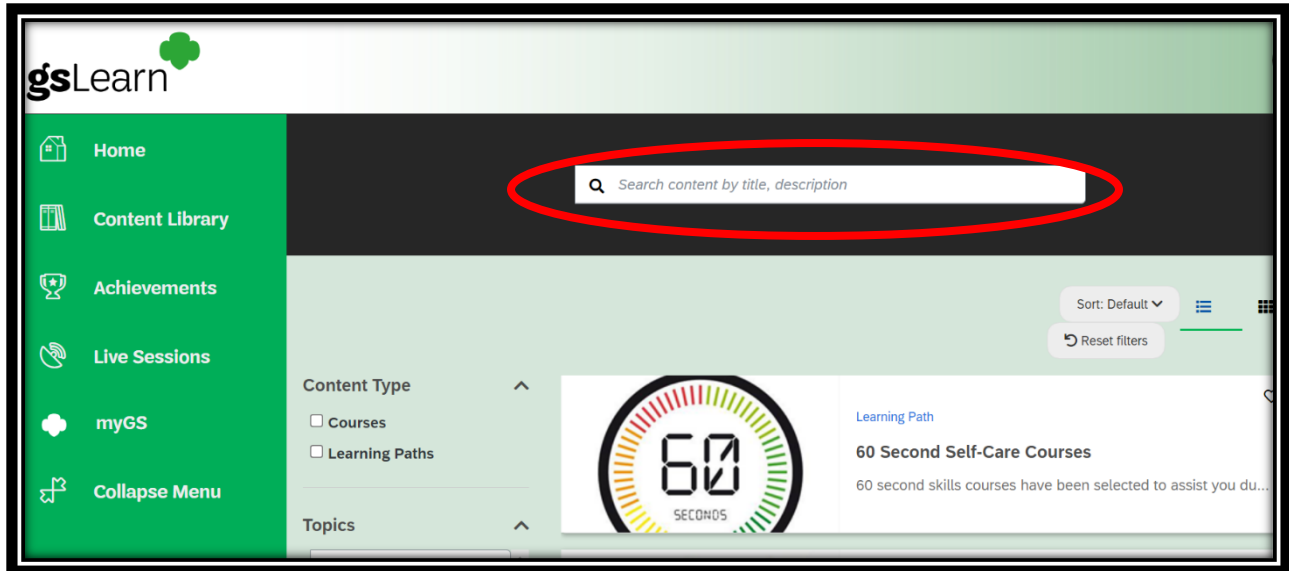
- 700 OCMT 101
- 700 OCMT Onboarding + OCMT Planning Packet
- 700 Overseas Updates
- Position Training

You can find all of these trainings (and more!) on your home screen or by using the search bar in the Content Library.



5. Once you've completed the required trainings, we recommend checking out all the courses in the Content Library, specifically:
 - a. Outdoor Training Certificate
 - b. Juliette's Pearls of Wisdom
 - c. Anything else you find interesting in gsLearn!

These trainings can also be shared with other volunteers depending on their role in your troop. New trainings are added all the time, so we recommend checking gsLearn regularly!



If you have any questions about using the gsLearn system, please contact Overseas Customer Care (overseascustomer@girlscouts.org) or your assigned Membership Manager.